

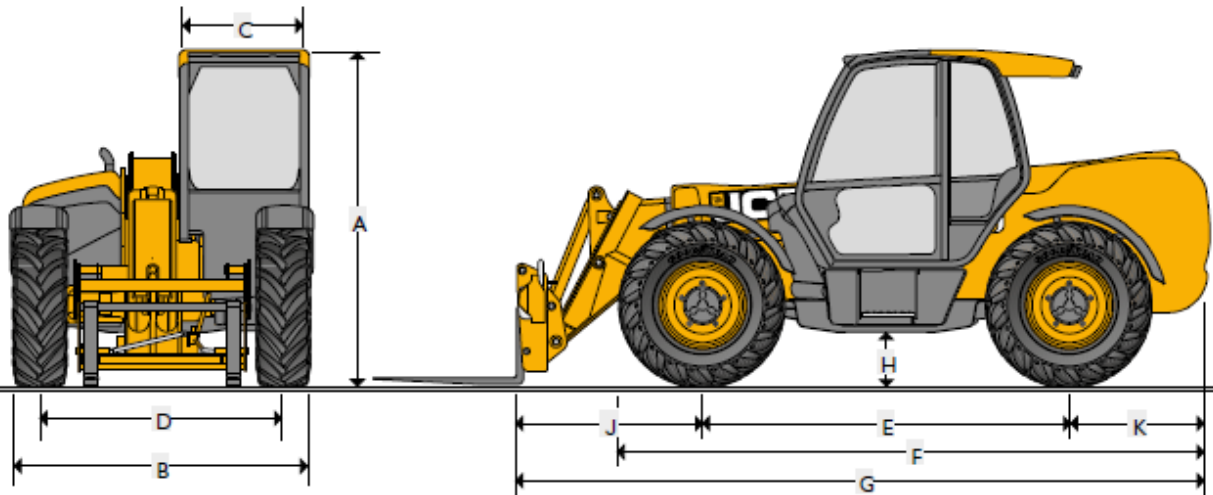
[HIRE](#)
[SALES](#)
[SERVICE](#)
[LEASE](#)
[TRANSPORT](#)

535-95 IND TELEHANDLER

3.5T DIESEL TELEHANDLER INDUSTRIAL



STATIC DIMENSIONS



STATIC DIMENSIONS

Machine model		531-70	541-70	535-95	533-105	
A	Overall height	m	2.49	2.49	2.49	2.49
B	Overall width (over tyres)*	m	2.23	2.23	2.36	2.36
C	Inside width of cab	m	0.94	0.94	0.94	0.94
D	Front track	m	1.81	1.81	1.87	1.87
E	Wheelbase	m	2.75	2.75	2.75	2.75
F	Overall length to front tyres	m	4.38	4.38	4.38	4.38
G	Overall length to front carriage	m	4.99	4.99	4.99	5.38
H	Ground clearance	m	0.40	0.40	0.40	0.40
J	Front wheel centre to carriage	m	1.25	1.25	1.20	1.62
K	Rear wheel centre to rear face	m	0.99	0.99	1.04	1.01
	Overall width with stabilisers fully deployed	m	NA	NA	NA	2.63
	Outside turn radius (over tyres)	m	3.7	3.7	3.7	3.7
	Carriage rollback angle	degrees	42.6	42.6	41.0	41.2
	Carriage dump angle	degrees	37.5	37.5	24.0	24.0
	Weight	kg	7060	7850	8215	8850
	Tyres		15.5/80-24	15.5/80-24	15.5/80-24	15.5/80-24

* Type dependent

[WA](#)
[NT](#)
[QLD](#)
[NSW](#)
[VIC](#)
[SA](#)

HIRE

SALES

SERVICE

LEASE

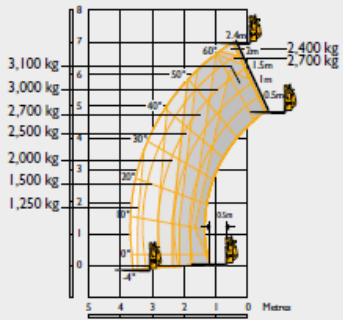
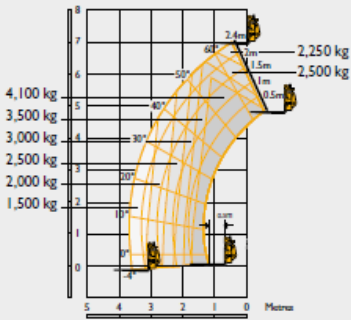
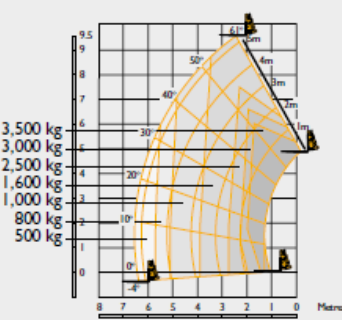
TRANSPORT

535-95 IND TELEHANDLER

3.5T DIESEL TELEHANDLER INDUSTRIAL



LIFT PERFORMANCE

		531-70	541-70	535-95
				
Maximum lift capacity	kg	3100	4100	3500
Lift capacity to full height	kg	2400	2250	1600
Lift capacity at full reach	kg	1250	1500	500
Lift height	m	7.0	7.0	9.50
Reach at maximum lift height	m	0.54	0.54	2.49
Maximum forward reach	m	3.7	3.7	6.52
Reach with 1 tonne load	m	3.7	3.7	5.08
Placing height	m	6.3	6.3	8.78

Complies with stability test EN 1459 Annex B. Chassis Levelling (Sway) with stabilisers retracted (Sway angle $\pm 9^\circ$).

WA

NT

QLD

NSW

VIC

SA