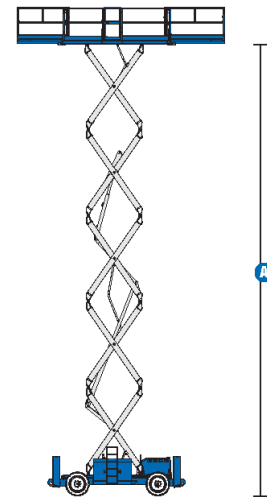
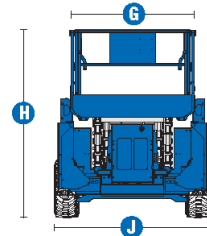
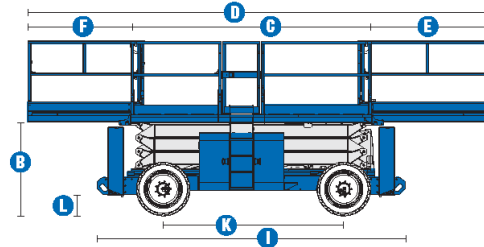


## GS-4390 RT SCISSOR LIFT

### 43FT DIESEL SCISSOR LIFT ROUGH TERRAIN

### Specifications



MODELS	GS™-4390 RT		GS™-5390 RT	
MEASUREMENTS	Metric	US	Metric	US
Working height maximum*	15.11 m	149 ft	18.15 m	59 ft
<b>A</b> Platform height maximum	13.11 m	43 ft	16.15 m	53 ft
<b>B</b> Platform height - stowed**	1.80 m	5 ft 11 in	2.02 m	6 ft 7.5 in
<b>C</b> Platform length:	3.98 m	13 ft 0.5 in	3.98 m	13 ft 0.5 in
outside, extended - single deck	5.34 m	17 ft 6.25 in	5.34 m	17 ft 6.25 in
<b>D</b> outside, extended - dual deck	6.57 m	21 ft 6.5 in	6.57 m	21 ft 6.5 in
<b>E</b> Slide-out platform extension deck - front	1.52 m	5 ft	1.52 m	5 ft
<b>F</b> Slide-out platform extension deck - rear	1.22 m	4 ft	1.22 m	4 ft
<b>G</b> Platform width - outside	1.83 m	6 ft	1.83 m	6 ft
<b>H</b> Height: stowed	2.93 m	9 ft 7.5 in	3.15 m	10 ft 4 in
stowed - rails lowered	2.25 m	7 ft 4.75 in	2.47 m	8 ft 1.25 in
<b>I</b> Length - stowed with outriggers	4.88 m	16 ft	4.88 m	16 ft
Length - extended: single deck	5.40 m	17 ft 8.5 in	5.40 m	17 ft 8.5 in
dual deck	6.57 m	21 ft 6.5 in	6.57 m	21 ft 6.5 in
<b>J</b> Width: standard tyres	2.29 m	7 ft 6 in	2.29 m	7 ft 6 in
high flotation tyres	2.57 m	8 ft 5 in	2.57 m	8 ft 5 in
<b>K</b> Wheelbase	2.84 m	9 ft 4 in	2.84 m	9 ft 4 in
<b>L</b> Ground clearance - centre	0.36 m	1 ft 2 in	0.36 m	1 ft 2 in

PRODUCTIVITY				
Maximum platform occupancy***	7	7	4	4
Lift capacity	680 kg	1,500 lbs	680 kg	1,500 lbs
Lift capacity - extension deck	227 kg	500 lbs	227 kg	500 lbs
Drive height	full height	full height	13.11 m	43 ft
Drive speed - stowed	8.0 km/h	5.0 mph	8.0 km/h	5.0 mph
Drive speed - raised	1.1 km/h	0.7 mph	1.1 km/h	0.7 mph
Gradeability - stowed****	50%	50%	40%	40%
Maximum outrigger leveling:				
front to back	7°	7°	7°	7°
side to side	12°	12°	12°	12°
Turning radius - inside	2.16 m	7 ft 1 in	2.16 m	7 ft 1 in
Turning radius - outside	5.33 m	17 ft 6 in	5.33 m	17 ft 6 in
Controls	proportional		proportional	
Drive	four wheel		four wheel	
Raise / lower speed	55 / 49 sec	55 / 49 sec	55 / 49 sec	55 / 49 sec
Tyres - non-marking foam-filled rough terrain	30 x 84 cm	12 x 33 in	30 x 84 cm	12 x 33 in

POWER				
Power source	Deutz D2011L03i 3 cylinder diesel 36 kW (49 hp), air cooled			
Auxiliary Power unit	12V DC		12V DC	
Fuel tank capacity	113.6 L	30 gal	113.6 L	30 gal
Hydraulic system capacity	113.6 L	30 gal	113.6 L	30 gal

WEIGHT*****				
with outriggers	7,692 kg	16,958 lbs	8,274 kg	18,241 lbs

**STANDARDS COMPLIANCE** ANSI A92.6, CSA B354.2, CE Compliance, AS 1418.10

\* The metric equivalent of working height adds 2 m to platform height. U.S. adds 6 ft to platform height.  
 \*\* Based on RT tyres. Deduct 2 in (5.8 cm) for high flotation air-filled and non-marking tyres.  
 \*\*\* GS™-5390 CE/AUS market limited to 4 person platform occupancy.  
 \*\*\*\* Gradeability applies to driving on slopes. See operator's manual for details regarding slope ratings.  
 \*\*\*\*\* Weight will vary depending on options and/or country standards.