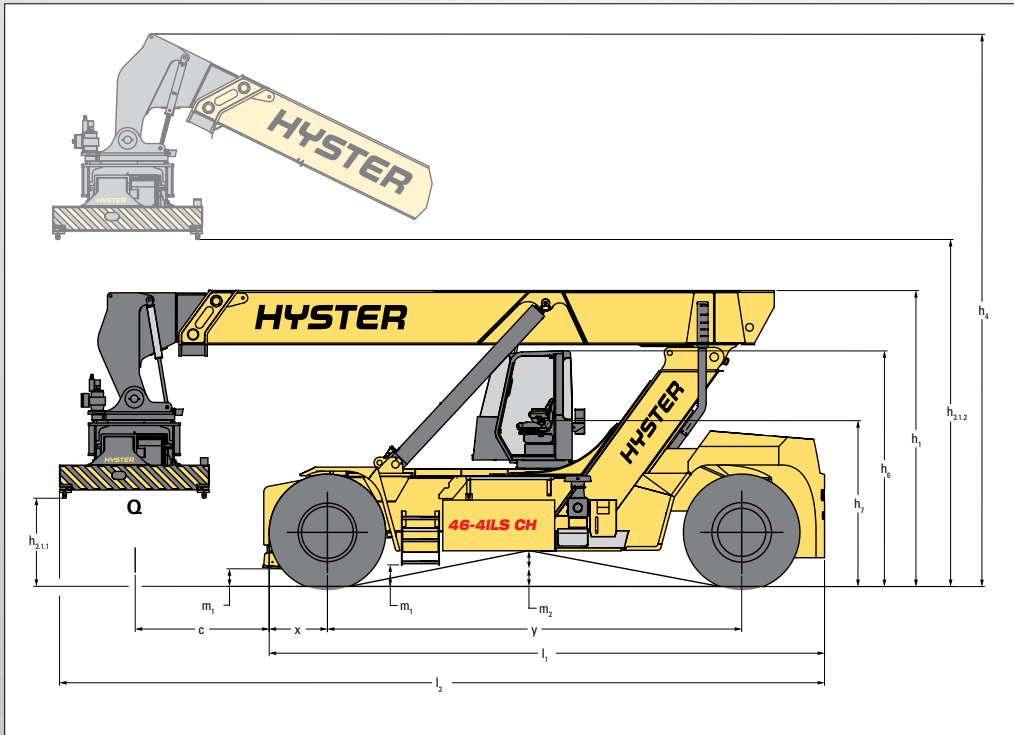


RS46-29XD-62 FORKLIFT

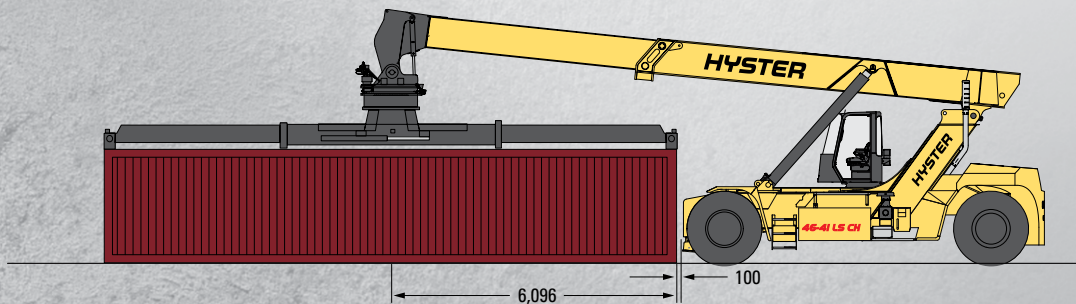
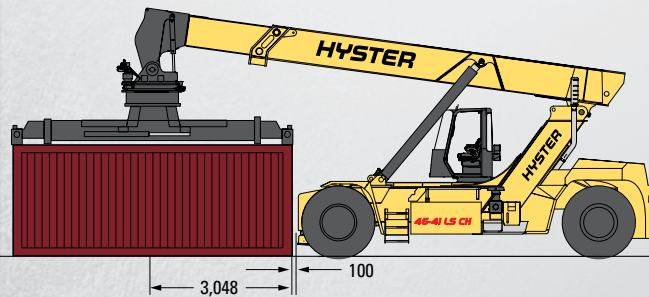
46.0T DIESEL 6.3M CONTAINER HANDLER



> TRUCK DIMENSIONS



MAXIMUM CAPACITY PICKING LENGTHWISE		
MODEL	20'	40'
	kg	kg
RS46-29XD/62	32,000	14,000
RS46-33XD/62	35,000	16,000
RS46-36XD/62	42,000	20,000
RS46-41XD/67	44,900	26,300
RS46-41XD/62S	44,900	26,300
RS46-41XD/67S	44,900	30,300
RS46-41XD/75S	44,900	30,300



RS46-29XD-62 FORKLIFT

46.0T DIESEL 6.3M CONTAINER HANDLER



> RS46-29, RS46-33, RS46-36, RS 46-41 CONTAINER HANDLERS

				HYSTER		HYSTER		HYSTER		HYSTER		
				RS46-29XD/62		RS46-33XD/62		RS46-36XD/62		RS46-41XD/67		
GENERAL	1-1	Manufacturer		HYSTER		HYSTER		HYSTER		HYSTER		
	1-2	Model designation		RS46-29XD/62		RS46-33XD/62		RS46-36XD/62		RS46-41XD/67		
	1-3	Drive		Diesel		Diesel		Diesel		Diesel		
	1-4	Operator type		Seated		Seated		Seated		Seated		
	1-5-1	Load capacity at load centre distance c ₁ without/with stabiliser	Q ₁	kg	46,000	n/a	46,000	n/a	46,000	n/a	46,000	n/a
	1-5-2	Load capacity at load centre distance c ₂ without/with stabiliser	Q ₂	kg	29,000	n/a	33,000	n/a	36,000	n/a	41,000	n/a
	1-5-3	Load capacity at load centre distance c ₃ without/with stabiliser	Q ₃	kg	14,000	n/a	17,000	n/a	19,000	n/a	23,000	n/a
	1-6-1	Load centre distance c ₁ (1)	c ₁	mm	1,865		1,865		1,865		1,865	
	1-6-2	Load centre distance c ₂ (1)	c ₂	mm	3,815		3,815		3,815		3,815	
	1-6-3	Load centre distance c ₃ (1)	c ₃	mm	6,315		6,315		6,315		6,315	
WEIGHT	1-8	Load distance, ctr of drive axle to face of front tyres/front of stabiliser	x	mm	835	n/a	835	n/a	930	n/a	930	n/a
	1-9	Wheelbase	y	mm	6,200		6,200		6,200		6,700	
	1-10	Stacking height at first row (number x container height)	#		5 x 9' 6"		5 x 9' 6"		5 x 9' 6"		5 x 9' 6"	
	2-1	Service weight		kg	68,500		72,200		79,300		82,600	
	2-2-1	Axle loading with load, front / rear at c ₁		kg	101,350	13,150	101,100	17,100	103,200	22,100	103,400	25,200
	2-3-1	Axle loading without load, front / rear at c ₁		kg	35,300	33,200	35,000	37,200	36,500	42,800	38,200	44,400
	WHEELS	3-1	Tyre type		Pneumatic		Pneumatic		Pneumatic		Pneumatic	
		3-2	Tyre size, front		18.00-25 40PR		18.00-25 40PR		18.00-33 36PR		18.00-33 36PR	
		3-3	Tyre size, rear		18.00-25 40PR		18.00-25 40PR		18.00-33 36PR		18.00-33 36PR	
		3-5	Wheels, number front / rear (X = driven wheels)		x4 / 2		x4 / 2		x4 / 2		x4 / 2	
DIMENSIONS	3-6	Tread, front	b ₁₀	mm	3,703		3,703		3,703		3,703	
	3-7	Tread, rear	b ₁₁	mm	3,060		3,060		3,060		3,060	
	4-1	Boom angle minimum / maximum		(°)	0 / 59		0 / 59		0 / 59		0 / 59	
	4-2	Height of boom lowered	h ₁	mm	4,700		4,700		4,795		4,795	
	4-4-1	Lift height at load centre c ₁ (2)	h _{3.1}	mm	15,260		15,260		15,355		15,355	
	4-4-2	Lift height at load centre c ₂ (2)	h _{3.2}	mm	13,850		13,850		13,945		13,945	
	4-5	Height, boom extended	h ₄	mm	18,110		18,110		18,205		18,205	
	4-7	Height of overhead guard (cabin)	h ₆	mm	3,720		3,720		3,815		3,815	
	4-8	Seat height to SIP (3)	h ₇	mm	2,555		2,555		2,650		2,650	
	4-15	Height under Twistlock - lowered (2)	h ₁₃	mm	1,345		1,345		1,440		1,440	
PERFORMANCE	4-19	Overall length	l ₁	mm	8,360		8,360		8,650		9,150	
	4-20	Overall length including boom retracted	l ₂	mm	11,873		11,873		12,073		12,573	
	4-21-2	Overall width across all of truck	b ₂	mm	4,200		4,200		4,200		4,200	
	4-21-3	Overall width across spreader 20'	b _{1.20}	mm	6,100		6,100		6,100		6,100	
	4-21-4	Overall width across spreader 40'	b _{1.40}	mm	12,200		12,200		12,200		12,200	
	4-31	Ground clearance, lowest point	m ₁	mm	296		296		315		315	
	4-32	Ground clearance, centre or wheelbase	m ₂	mm	459		459		544		544	
	4-34-3	Aisle width: 20' container (5) (6)	Ast ₂₀	mm	12,639		12,639		13,330		13,430	
	4-34-4	Aisle width: 40' container (5) (6)	Ast ₄₀	mm	14,403		14,403		14,620		14,620	
	4-35	Outside turning radius	W _a	mm	8,420		8,420		9,200		9,300	
PERFORMANCE	4-36	Internal turning radius	b ₁₃	mm	1,500		1,500		2,000		2,400	
	5-1-1	Travel speed with / without load		km/h	20	23	20	23	20	25	19	22
	5-1-2	Travel speed with / without load, backwards		km/h	20	23	20	23	20	25	19	22
	5-2-1	Lifting speed with / without load (260cc pump option)		m/s	0.25	0.48	0.25	0.48	0.25	0.48	0.25	0.48
	5-2-2	Lifting speed with / without load (294cc pump option)		m/s	0.28	0.48	0.28	0.48	0.28	0.48	0.28	0.48
	5-3	Lowering speed with / without load		m/s	0.46	0.45	0.46	0.45	0.46	0.45	0.46	0.45
	5-7	Gradeability - 1.6 km/h, with / without load (7)		%	27	31	26	31	22	31	21	31

- (1) From face of front tyres. Deduct 100 mm for loadcentre from front side of Stabilizer when applicable
- (2) For CH models only: With optional P(owered) P(ile) S(lope) function: deduct 310 mm
- (3) Full suspension seat in depressed position
- (5) These data are with the container carried 500 mm in front of the wheels (loadcentre 1720 mm)
- (6) Stacking aisle width is based on the VDI standard calculation as shown on illustration. The British Industrial Truck Association recommends the addition of 100 mm to the total clearance (dimension a) for extra operating margin at the rear of truck.
- (7) Gradeability figures are provided for comparison of tractive performance, but are not intended to endorse the operation of vehicle on the stated inclines.